



Kugle za kupanje

Sastojci za (5 kugli):

- 200 g sode bikarbone
- 150 g limunske kiseline (prah)
- 20 kapi eteričnog ulja (prema želji)
- 4 -5 mali žličica prahova za boju (po želji)
- par kapi neke boje 3-4 žličica sušenog bilja (po želji)

Upute za rad

- Odvažite sastojke
- Limunsku kiselinu usitnite u tarioniku u prah
- Sve sastojke pomiješajte
- Smjesu stavite u kalupe
- Nakon 24 sata kugle vadite iz kalupa

Zašto kugle za kupanje pršte i pjene se?

- **Limunska kiselina** (kiselina) i **soda bikarbona** (lužina) reagiraju oslobađajući se plin **ugljičikov - dioksid**
- Za reakciju je potrebna **voda**



natrijev hidrogenkarbonat + limunska kiselina → ugljičikov dioksid + voda + natrijev citrat

Istražite kako temperatura utječe na brzinu kemijske reakcije

Pripremite 2 staklene tegle sa različitom temperaturom vode (hladna i vreća)

U njih u isto vrijeme ubacite kugle. Uočite razlike!

Snimite pokus i objavite ga online zidu Padleta



Što je **temperatura vode veća** to ima **više energije**.

Viša temperatura znači više energije.

Na ovom primjeru se vidi da se molekule vode kreću jako brzo u skoro kipućoj vodi.

Sve **reakcije** su kiselinsko - bazne i **ovisne** su o molekulama **vode**.

Pokrećući reakcije između kiseline i baze, jedan od proizvoda ove reakcije je **oslobađanje plina ugljikovog - dioksida** koji stvara **mjehuriće** i **pijenu**.

5. razred

- nastajanje novih tvari
- pH
- agregatna stanja tvari
- temperatura - životni uvjeti
- INA, DOD, SR

Analitička rubrika za vrednovanje učeničkog pokusa

SASTAVNICE	RAZINE OSTVARENOSTI KRITERIJA		
	izvrsno	odgovarajuće	u razvoju
urednost radnog stola	Radni stol je uredan, odlično organiziran i pregledan. (3 boda)	Radni stol je uredan, no mogao bi biti bolje organiziran i pregledniji. (2 boda)	Radni stol je neuredan i/ili nedovoljno organiziran i pregledan. (1 bod)
spretnost rada	Spretnost rada s posuđem i aparaturom je velika. (3 boda)	Spretnost rada s posuđem i aparaturom je dobra. (2 boda)	Spretnost rada s posuđem i aparaturom mogla bi biti bolja. (1 bod)
oprema	Izabrani pribor i materijali prikladni su za izvođenje zadanog pokusa. (3 boda)	Izabrani pribor i materijali djelomično su prikladni za izvođenje zadanog pokusa. (2 boda)	Izabrani pribor i materijali nisu posve prikladni za izvođenje zadanog pokusa. (1 bod)
obrada podataka i prikaz rezultata	Rezultati su sistematično obrađeni te točno, jasno i kreativno prikazani (tablično, grafički i/ili slikovno). (3 boda)	Rezultati su dobro obrađeni, ali nisu jasno prikazani. (2 boda)	Rezultati nisu obrađeni, a prikaz je nejasan i/ili nepregledan i/ili nečitljiv. (1 bod)
obrazloženje pokusa	Obrazloženje pokusa je točno, jasno je napisano i proizlazi iz dobivenih rezultata. (3 boda)	Obrazloženje pokusa djelomično je točno. Ne proizlazi potpuno iz dobivenih rezultata. (2 boda)	Obrazloženje pokusa je netočno. Ne proizlazi iz dobivenih rezultata i/ili ih krivo tumači. (1 bod)

https://read.bookcreator.com/aRSIhQ0LBvedPRsVj6hVjbdK7ci2/twRYcRy7RBqvXiE_7HTK6Q

Book Creator - bring creativity to your classroom - Book ...

Book Creator - bring creativity to your classroom. A simple way to make digital books online - on Chromebooks, PCs, iPads or tablets. Create. Read. Publish.

Book Creator

Book Creator is a simple tool for creating awesome digital books ...

Teacher sign in

The simple way to create and share ebooks in your classroom ...

Book Creator online

Book Creator online. The easiest way to make, read and share ...

Features

Take a look at the many features that make Book Creator an ...

The simple way to create and share ebooks in your classroom



Student sign in



Teacher sign in



Sign in with Google



Sign in with Microsoft



Sign in with email

[Sign in with Clever](#)

By signing up you agree to the Terms of Service



Biology

Everyone's books (0) 

 New Book



Show [invite code](#) for others to join

There are no books in this library yet

Any books you create in this library will show up here, and if you invite others to join, their books will appear here too.

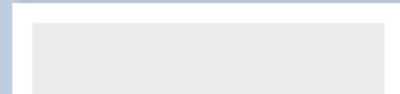


[← My Books](#)

Choose a book shape

Portrait
2:3

Square
1:1

Landscape
4:3



Cover



MEDIA

SHAPES



Import



Camera



Pen



Text



Record



Kruženje vode u prirodi

Pogledajte video <https://www.youtube.com/watch?v=i7emld2gGZ4>

Cover



MEDIA

SHAPES



Import



Camera



Pen




Text



Record

Kruženje vode u prirodi

Pogledajte video <https://www.youtube.com/watch?v=i7emld2gGZ4>



CATEGORIES

Comics



Paper



Borders



Patterns



Textures






TEXTURES

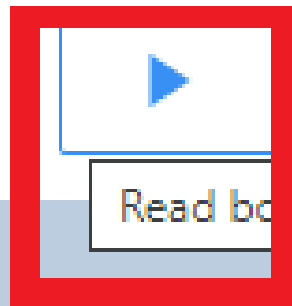


PAPER



BORDERS





pregled knjige





Read to me

SETTINGS

DISPLAY

Side by side pages



READ TO ME

Voice English (United States) -
Microsoft Zira Desktop - English (United States) >

Highlight words



Play multimedia






Turn pages automatically



Speed





Publish online



Download as ebook



Print

Confirm Book Details



TITLE **NASLOV**

Proba

Kračnje vodi u prirodu

Pogledajte video <https://www.youtube.com/watch?v=Deen0Dg22t8>

AUTHOR

Lea Vitković



Once published, your book can be read on bookcreator.com with a private link. You choose who to share this book with, and you can unpublish the book at any time.



Publish book

Published online



KOPIRANJE POVEZNICE

Copy public share link to clipboard

Read online

Stop publishing




 Read to me

Share this book

 [Share to Classroom](#)

 [Share on Facebook](#)

 [Share on Twitter](#)

 [Embed on your website](#)

 [Print](#)

Kruženje vode u

Pogledajte video

[emld2gGZ4](#)



Show [invite code](#) for others to join



naknadno uređivanje

Kružnice vode u prirodi

Pogledajte video <https://www.youtube.com/watch?v=i7emId2gG...>



Edit Proba



The image shows a mobile application interface with a dark blue sidebar on the left and a main content area. At the top left, there is a blue button with a left-pointing arrow and the text "Back". At the top right, the word "Pages" is displayed in a bold, dark font. The main content area contains three page thumbnails, each with a light beige background and a white footer. The first thumbnail is labeled "Student" at the top and has the number "6" and a vertical ellipsis menu icon in the footer. The second thumbnail is also labeled "Student" and has the number "7" and a vertical ellipsis menu icon. The third thumbnail is labeled "Student" and has the number "8". A context menu is open over the first thumbnail, displaying a list of actions: "Copy", "Copy to...", "Move", "Insert", and "Delete". The "Delete" option is highlighted in red text.

<https://bookcreator.com/>